

## LED Flood Light

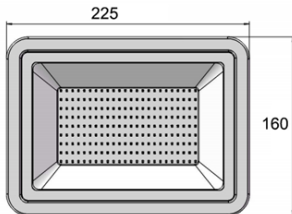


### PRODUCT DESCRIPTION

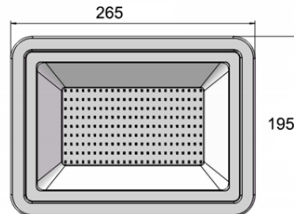
LED Flood Lights can mount in almost any angle with a yoke-style arm. They are perfect for illuminating a variety of outdoor applications, including facade, wall washing, flags, statues, monuments, landscapes, and retail complexes. It also provides an added level of security for residential/commercial properties.

## Dimensions

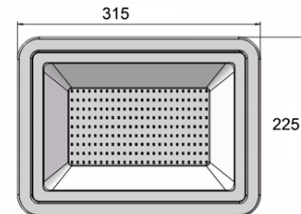
**50W**



**100W**



**150W**



All dimensions in millimeters

## Specifications

Part Number	Input Power	Input Voltage	Efficiency	CCT	Light Distribution	CRI	Certificates	Warranty
JH-SPL50W-82F	50W	120-277V	120Lm/W	3000-5700K	120°	75+	ETL	3 Years
JH-SPL100W-82F	100W	120-277V	120Lm/W	3000-5700K	120°	75+	ETL	3 Years
JH-SPL150W-82F	150W	120-277V	120Lm/W	3000-5700K	120°	75+	ETL	3 Years